




Workers' Compensation


Risk Management Consultants

P.O. Box 811, New Cumberland, PA 17070-0811

(866) 401-6600 (717) 770-2490 www.cmregent.com



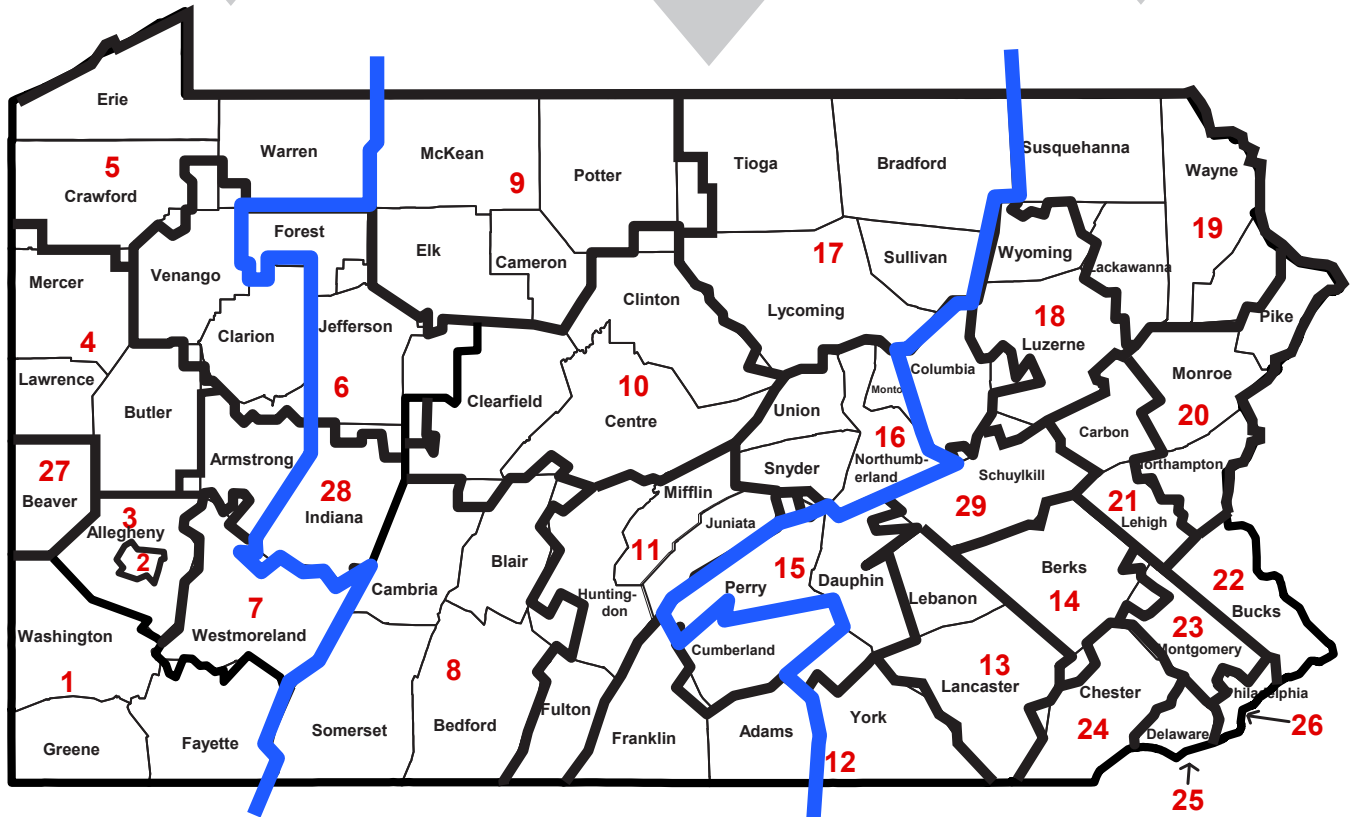
Mark Nease
Ext. 7153
mnease@cmregent.com



Edgar C. Boord
Ext. 7113
eboord@cmregent.com



Kyle B. Stewart
Ext. 7154
kstewart@cmregent.com



- 1. Intermediate Unit 1
- 2. Pittsburgh-Mt. Oliver IU
- 3. Allegheny IU
- 4. Midwestern IU
- 5. Northwest Tri-County IU
- 6. Riverview IU
- 7. Westmoreland IU
- 8. Appalachia IU
- 9. Seneca Highlands IU
- 10. Central IU

- 11. Tuscarora IU
- 12. Lincoln IU
- 13. Lancaster-Lebanon
- 14. Berks County IU
- 15. Capital Area IU
- 16. Central Susquehanna IU
- 17. BLAST IU
- 18. Luzerne IU
- 19. Northeastern Educational IU
- 20. Colonial IU

- 21. Carbon Lehigh IU
- 22. Bucks County IU
- 23. Montgomery County IU
- 24. Chester County IU
- 25. Delaware County IU
- 26. Philadelphia IU
- 27. Beaver Valley IU
- 28. Arin IU
- 29. Schuylkill IU

